

# THE COMPLEXION



HAUTE TOLÉRANCE

PARIS

**EVEN      CORRECT      BRIGHTEN**



## AN EXPERTISE IN HIGH TOLERANCE FORMULATION

### Safe skin care

Eye Care Cosmetics complexion make-up has highly innovative formulas, of which the high-tolerance compositions do not contain high-risk ingredients found in many products on the pharmacy/health and beauty stores market, especially silicones, endocrine disruptors, BHT, parabens, chlorphenesin, etc.

Eye Care Cosmetics complexion formulas have ultramodern compositions encompassing the dermatological advances of the last few years, with various types of ingredients in terms of safety, comfort, moisturisation, tolerance, sensitisation, UVA-UVB protection, make-up results and aesthetic performance.

# A HIGH TOLERANCE COSMETICS RANGE ABLE TO ACT EFFECTIVELY AND ENHANCE A WOMAN'S BEAUTY

---



**Make-up products for sensitive skin and eyes that combines textures, effects, shades...**

***The Eye Care woman is sure of herself and her beauty.***

**Innovation:** bio-inertia, an exclusive Laboratoires Contapharm concept, ensures the complete neutrality of the substances used on cutaneous and ocular tissue.

**Safety:** a sensible cosmetic range, clean formulations selected without compromise and with an exceptional tolerance.

**Natural:** natural ingredients or ingredients of natural origin, selected for their action and their safety.

**Pleasure:** sensory and refined textures with subtle fragrances, skilfully crafted shades, from the most conventional to the most fashionable.

# THE STEPS TO YOUR PERFECT COMPLEXION

## 1. Neutralise blemishes



Concealer pen



Correcting pen



Duo Liner  
Complexion corrector  
pencil

## 2. Brighten, even and correct the complexion



Complexion perfector  
SPF25



Cream foundation  
SPF25

### TIP

Before applying complexion correcting make-up, it is important to moisturise your skin well using a product suited to your sensitive skin type. This provides better comfort all day long, with more effective complexion correcting make-up hold.



Compact foundation  
perfector  
SPF25

### 3. Set and control shine



Soft compact powder



Loose powder



Complexion perfecting veil

### 4. Enhance make-up



Bronzer powder



Powder blush



Brightening powder



High tolerance mascara



Volumizing mascara



Waterproof eyebrow liner



## STEP 1: NEUTRALISE BLEMISHES

Neutralise blemishes (dark spots, pimples, minor scars etc.) using a concealer pen in a shade suited to the little flaws to be covered up on your face or a dark circle concealer to hide darker tones around the eyes in particular.

# COLOUR CORRECTION, WHAT IS IT?

## ITS PRINCIPLE:

Colour correction is based on the complementarity of colours of the chromatic circle.

Two complementary colours, opposite one another on the circle, placed one on top of the other cancel each other out to give a neutral shade, neutralizing imperfections.



## WHAT TO USE?

Complexion Pen or Pencils will neutralize areas of colouring unsightly complexion (dull and greyish hues, yellowish hues, redness ...).

Concealers will mask dark circles and small blemishes (old scars, pigmentation defects, stains ...).

Both illuminate the shadow areas and hide the complexion for correct and unify the complexion in a targeted manner, with a zero defect rendering.

## Examples :

Yellow tones cancel bluish areas like dark circles and conversely blue violet tones reduce yellowish tones.

Green, on the other hand, helps to reduce red, its complementary colour, ideal in the case of redness and rosacea.

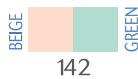
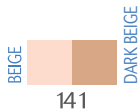


# 1. NEUTRALISE LOCAL BLEMISHES

## DUO LINER – COMPLEXION CORRECTOR

This ingenious, double-ended pencil corrects specific skin imperfections.

- **Beige/dark beige** : covers minor blemishes, dark circles and old scars.
- **Green/beige** : erases redness, recent scars and visible small blood vessels, especially in young skin prone to pimples.





## CORRECTING PEN

This pen neutralizes and corrects skin colour defects by playing on the complementarity of colours, while leaving the skin breathe thanks to its light texture and natural finish.

Enriched with organic Silicon and Hyaluronic Acid, it strengthens and hydrates the structure of the skin in the weakened areas.

**ILLUMINATOR:** provides radiance to greyish and dull complexions. Hides signs of fatigue by restoring a fresh and luminous complexion.

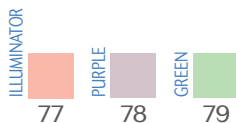
*Apply in the inner corner of the eye, at the arch eyebrows or nasolabial folds or as required.*

**PURPLE:** corrects and neutralizes yellowish tones and dark circles bilirubin. Brightens and revives the complexion.

*Apply on the yellowish areas of the face.*

**GREEN:** neutralizes and removes redness and small apparent vessels.

*Apply on redness areas.*



# EACH DARK CIRCLE HAS ITS COLOUR

---

Neutralizing the shadow formed by dark circles under the eyes requires applying the right complementary colour

## HIDING BLUE DARK CIRCLES?

Blue dark circles, proper from fatigue, are hidden using a beige shade tending to yellow, their complementary colour.

## HIDING YELLOW DARK CIRCLES?

Sometimes dark circles can take on a yellow colour. In this case, the best correction is obtained through a colour in purple tones.

## HIDING GREY DARK CIRCLES?

Dark circles are hidden with a pink colour to restore radiance to the eyes.

## HOW TO APPLY THE COLOR?

Apply the product directly on the hollow of the dark circle by making small touches. Blur the colour by tapping with your finger. Melt the shade and then unify the complexion with a foundation or a complexion perfector.

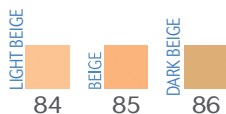
## CONCEALER PEN

This pen is enriched with finely golden illuminating charges to mask dark circles, restore radiance to the complexion and blur imperfections.

Its light texture with a very natural finish, hides dark circles while letting the skin breathe.

Enriched with organic silicon to strengthen the structure of the skin at the level of the eye contour, weakened areas and prevent sagging skin, also enriched with Hyaluronic Acid for its moisturizing properties.

Beige, natural shades, worked with a studied content in pigments to reduce bluish dark circles.



## ADVICE

Choose a shade of Concealer slightly lighter than your natural skin tone to get a bright and untired look.



## **STEP 2: BRIGHTEN – EVEN – CORRECT**

Brighten, even and correct your complexion with a skincare product for sensitive skin. The choice of product depends on the desired level of coverage and blemishes that need to be covered up.

# HOW TO CHOOSE THE PERFECT COMPLEXION PRODUCT?

---

- **You have flawless skin:**

The selected product should brighten and even your complexion while giving it a glow, without the need for coverage: the **COMPLEXION PERFECTOR SPF 25** has all these qualities.

- **Your skin has minor blemishes (uneven complexion, areas of redness...):**

The ideal product should correct and conceal small flaws and blemishes in the complexion. You'll need a foundation with good coverage: the **CREAM FOUNDATION SPF 25** would be perfect for your needs.

- **Your skin has more significant blemishes (dark spots, rosacea, acne, scars, hyperpigmentation...):**

The best complexion product should conceal these flaws effectively and in all circumstances. A high-coverage foundation which is waterproof and sweat resistant is essential: the **COMPACT FOUNDATION PERFECTOR SPF 25** would be perfect.

Also choose a texture suitable for your skin type. The perfect texture is one that you cannot feel, it should be like a second skin.

## 2. BRIGHTEN – EVEN – CORRECT

---

### HOW SHOULD YOU CHOOSE THE SHADE?

The shade should be applied so that it is as natural as possible. A healthy glow or tanned look can then be created by applying a powder blush or bronzer powder.

Try the shade on the face. The most suitable shade for you is the one that blends with your natural skin tone (you should barely be able to see it).

### HOW SHOULD YOU APPLY YOUR COMPLEXION PRODUCT?

Whether a cream or compact, the complexion product should be applied lightly. The products provide coverage, so you don't need to apply a very large amount.

Apply small amounts on the forehead, nose and chin and dab lightly over the areas to be corrected and smooth from the centre of the face outwards. Blend well at the neck to avoid visible lines.

### WHAT TO USE TO APPLY IT?

Cream complexion products can be applied using various accessories: brush, sponge, etc.

However, applying the product using your fingertips is still the most effective, most sensitive and most accurate method.

In all cases, whatever application method you choose, you should always apply the product lightly.

## COMPLEXION PERFECTOR – SPF 25

This is a hybrid skincare and make-up product that combines the benefits of skin protection with the light coverage of a natural foundation.

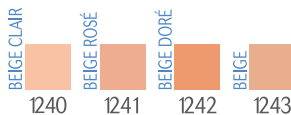
Enriched in light-diffusing spheres and Hyaluronic Acid, it instantly blurs imperfections, moisturises, protects and unifies. Your complexion is enhanced, more radiant.

Its natural finish gives the complexion a healthy glow.

SPF 25 sun protection.

For all skin types.

Light, fresh and non-greasy texture perfect for oily skins.



### TIP

When the warm weather arrives, the Complexion Perfector with its light formula can be used instead of the Cream foundation for a lighter feel.



## 2. BRIGHTEN – EVEN – CORRECT

### CREAM FOUNDATION SPF 25

For a perfect complexion, this cream foundation naturally smoothes and evens the complexion for a matte, invisible and bright finish. It evens and hides minor imperfections and blemishes in the complexion.

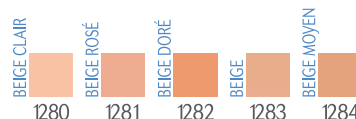
Its formula is enriched with smoothing and soothing active ingredients and Hyaluronic Acid, for an instant feeling of moisturisation and comfort.

A very long-lasting and non-transferable finish.

SPF 25 sun protection.

For all skin types.

Creamy, velvety texture which offers absolute comfort, ideal for dry and sensitive skins.



### DID YOU KNOW?

SPF 25 is perfect for daily sun protection because 96% of UV rays are blocked. Products with SPF 50 only block 2% more, i.e. 98%.

## COMPACT FOUNDATION PERFECTOR - SPF 25

Its comfortable, creamy texture with a natural, matte and powder finish can be easily adapted for a perfect uniform complexion with “a second skin” effect, without looking like a mask.

It has high coverage and conceals more severe skin defects (rosacea, scars, vitiligo, birthmarks, acne, spots, etc.).

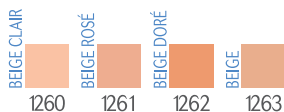
It is water, sweat and transfer resistant, and provides lasting, reliable protection throughout the day.

SPF 25 sun protection.

For all skin types

Non-greasy, powdered finish, perfect for oily skin prone to acne.

Waterproof





### **STEP 3: SET AND CONTROL SHINE**

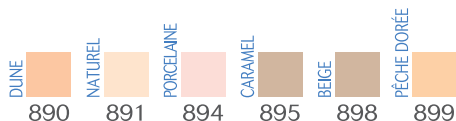
To ensure your concealer stays on all day and to control shine, you can lightly dust on with a loose powder or a compact powder using a brush for a very natural result.

### 3. SET AND CONTROL SHINE

#### LOOSE POWDER

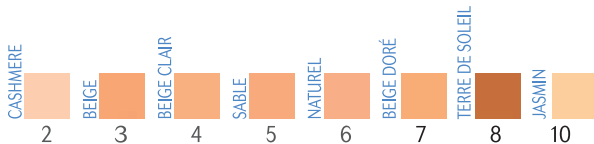
Formulated with pigments and ultra-micronized talc, this loose powder controls shine and gently sets your make-up with a natural finish.

With excellent hold, allowing the skin to breathe, it is neither abrasive nor drying. Long-lasting make-up and zero shine that lasts for hours.



## SOFT COMPACT POWDER

This ultra soft powder is ideal for sensitive skins: non-abrasive, it prevents the appearance of redness. It evens out the complexion and controls shine throughout the day, giving a natural, uniform, velvety finish.



## COMPLEXION PERFECTING VEIL

The complexion perfecting veil is the ideal finish for a perfect complexion. It gives your complexion a corrective finish while concealing imperfections with a natural and long lasting matte appearance.

Its airy texture blends perfectly with the skin, eliminating areas of shine and reducing the appearance of pores and fine lines.

Imperceptible, this veil smooths and gives radiance to your complexion, sets your make-up and delicately dulls shine with a transparent, natural and bright finish which suits all skin tones without the appearance of heavy make-up.



### TIP

To touch up your make-up during the day, think of using a retractable brush that you can easily keep with you.



## STEP 4: ENHANCE YOUR FACE

Now your complexion is bright, even and corrected, enhance it by highlighting it and defining your eyes.

To contour your complexion, create a healthy glow to finish off your make-up.



## 4. ENHANCE YOUR FACE

---

### POWDER BLUSH OR BRONZER POWDER?

For a healthy glow, it is essential to use make-up on your cheekbones. But how do you choose between powder blush or bronzer powder?

Powder blush is used to highlight the shape of the cheekbones and emphasise your skin tone with a fresh, light and natural look.

Bronzer powder will brighten the entire face and quickly give it a lovely golden-brown hue. Bronzer powder is perfect for giving the complexion a sun-kissed look throughout the year, as if you've just come back from holiday.

### WHAT SHADE OF POWDER BLUSH SHOULD YOU CHOOSE?

Pink tones are perfect for both light and dark complexions. They give them a very natural, fresh look.

Orange tones (abricot/pêche) are suitable for all skins but the intensity of the shade should be chosen based on your skin colour. If you have fair skin, choose a softer orange shade.

Both these tones should be used for a healthy glow.

Browner golden tones are used for sculpting the face of olive complexions.

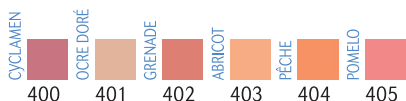
## 4. SUBLIMEZ LE VISAGE



### POWDER BLUSH

The final make-up touch, powder blush provides a bright and healthy glow which highlights the cheekbones and sculpts the face.

Its fine, ultra-soft texture, easy to smooth out, blends into the skin for a perfect and highly natural finish.

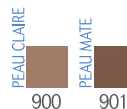


### BRONZER POWDER

This bronzer powder brightens the complexion, giving it a tanned appearance without exposure to the sun.

It has a fine and soft texture, perfect for all skin types, even the most sensitive.

Enriched with fine brightening nacres, it gives your complexion a healthy glow, catching the light and enhancing and prolonging your summer tan at the same time.



### TIP

Using a light touch to sweep a “3” shape with a large powder brush, along the temples, cheeks and base of the jawline will give you a lovely, natural tanned complexion, without risk to your skin.

## BRIGHTENING POWDER

A real touch of light for the face, this iridescent highlighting powder leaves a delicate and lightweight pearlescent veil that captures light, illuminating the complexion and brightening the eye area.

The highlighter sculpts the face for a glowing complexion.



### HOW TO APPLY IT?

On the Face, it is applied along the top of the cheekbones, the bridge of the nose and/or the Cupid's bow.

On the Eyes, it is applied to the inner corner of the eye, the eyelids or the arch of the eyebrow.

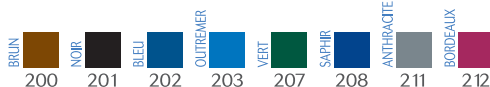


# INTENSIFY YOUR EYES

## HIGH TOLERANCE MASCARA

The specially-designed mascara for sensitive or allergy-prone eyes and contact lens wearers. It is low in wax in order to ensure the best comfort.

It gives the eyelashes a natural finish without flaking during the day.

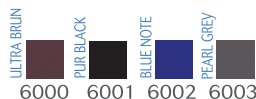


## VOLUMIZING MASCARA

Specially created to give volume to your eyelashes using a covering effect, eyelash to eyelash, without clumping.

Enriched with silicon, it strengthens the structure of the eyelashes, making them more resistant and denser and also contributes to their growth.

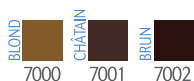
It respects the most sensitive and allergy-prone eyes and can be used by contact lens wearers.



# CORRECT YOUR EYEBROWS

## BROW ENHANCING MASCARA

Perfect for taming unruly eyebrows, the Brow Enhancing Mascara adds structure and volume in one easy and precise application, without overloading them for a very natural effect.




## WATERPROOF EYEBROW LINER

Ideal for enhancing the eyebrows, the Waterproof Eyebrow Liner gives colour and shape to sparse eyebrows.

Its ultra-precise brush tip tames your eyebrows with a natural result.

It is waterproof and has excellent staying power in all circumstances.



# Health - Beauty

## Active high tolerance formulated for you



HAUTE TOLÉRANCE

---

PARIS

[www.eyecare.fr](http://www.eyecare.fr)



**LABORATOIRES CONTAPHARM - HAMEAU DE VULAINES - 77390 YÈBLES - FRANCE**

Tél. +33 (0)1 64 25 03 33 - FAX +33 (0)1 64 06 37 72 - email : [contapharm@contapharm.com](mailto:contapharm@contapharm.com) - web : [www.contapharm.com](http://www.contapharm.com)